


How to hide grader identity from students?

Feedback	
Grade	88.00 / 100.00
Graded on	Tuesday, 17 October 2023, 4:46 PM
Graded by	 Chenhui Li

An example of normal grade information from students view

Feedback	
Grade	88.00 / 100.00
Graded on	Tuesday, 17 October 2023, 4:46 PM

An example of "Hide grader" from students view

Overview:

This guide will show you how to hide grader identity to students.

What to know:

Some teachers or non-editing teachers might have the needs to hide their information to students when mark their work. Assignment has a setting for you to achieve it.

Table of Contents

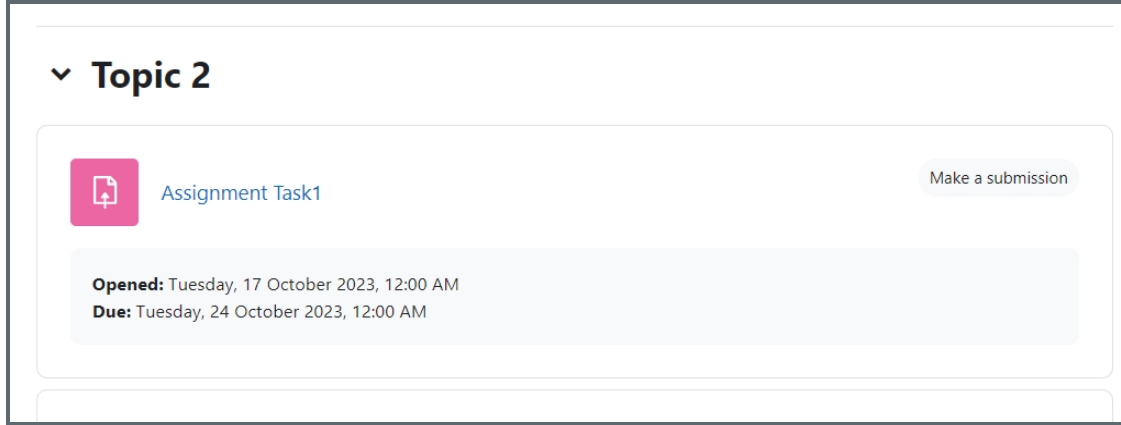
[Step 1: Find the assignment activity](#)

[Step 2: Go to the assignment setting page](#)

[Step 3: Enable the function of hiding grader identity](#)

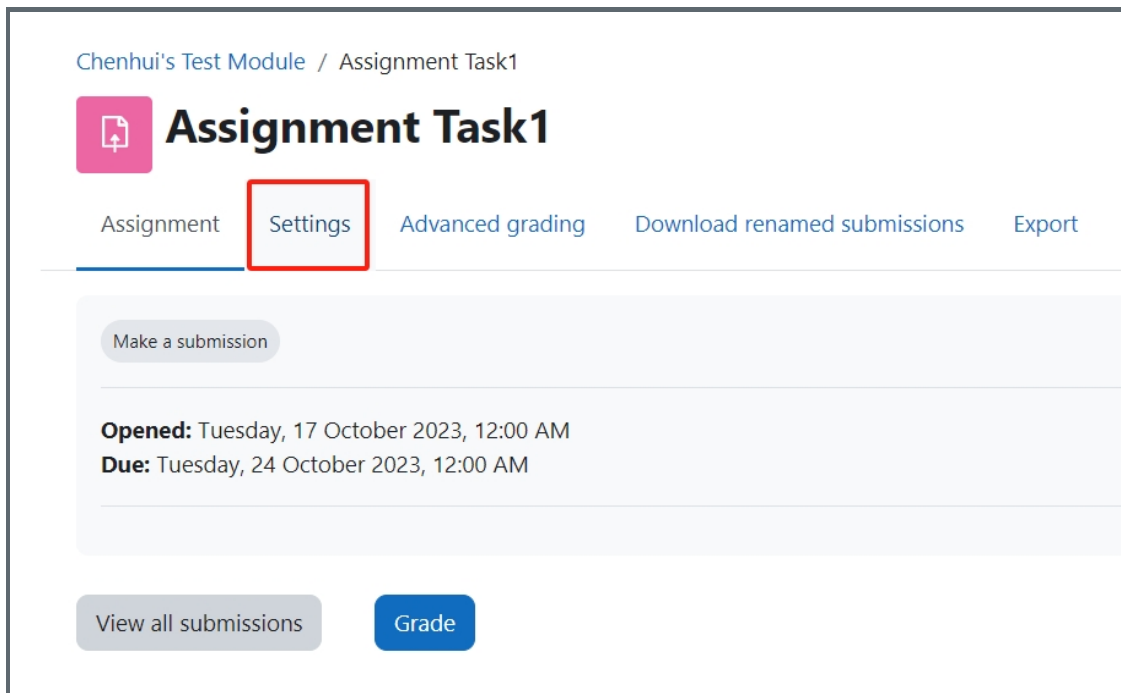
Step 1: Find the assignment activity

Please go to the module page first, then open the assignment activity.



Step 2: Go to the assignment setting page

On the assignment information page, click the setting tab to open the setting page:



Step 3: Enable the function of hiding grader identity

On the Settings page, please scroll to find the category of Grade in the list, then change the option "Hide grader identity from students" to "Yes".

Grade

Grade



Some grades have already been awarded, so the grade type cannot be changed. If you wish to change the maximum grade, you must first choose whether or not to rescale existing grades.

Type

Rescale existing grades

Maximum grade

Grading method



Grade category



Grade to pass



Anonymous submissions



No

Hide grader identity from students



Tips:

You can also set it when you are creating a new assignment. In fact, even when the marking started, you can still change this setting.

Online URL: <https://knowledgebase.xjtlu.edu.cn/article/how-to-hide-grader-identity-from-students-173.html>