Double-marking Assignment - How to release grade

192 Knowledge Base Administrator Mon, May 25, 2026 Double-marking Assignment 24517 0

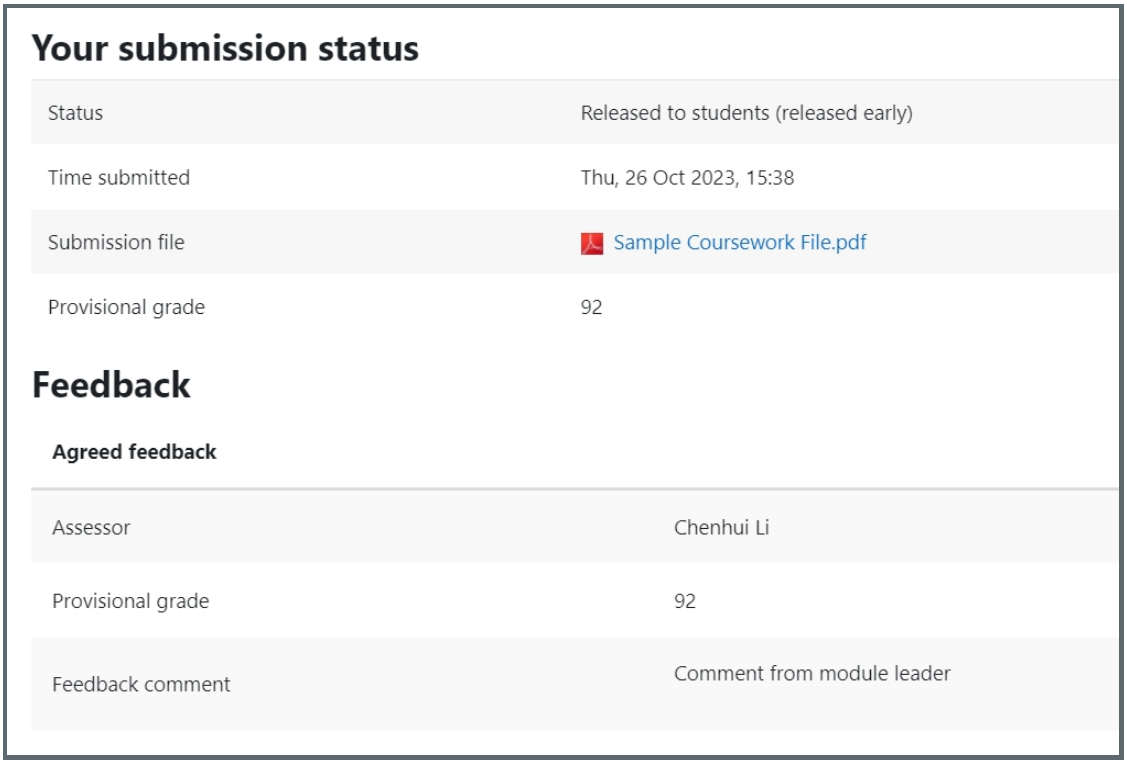

Your submission status

Status	Released to students (released early)
Time submitted	Thu, 26 Oct 2023, 15:38
Submission file	Sample Coursework File.pdf
Provisional grade	92

Feedback

Agreed feedback

Assessor	Chenhui Li
Provisional grade	92
Feedback comment	Comment from module leader

An example of released student grade from student view

Overview:

This guide will show you how to release the grade to students on the LM Core, so that the students can see the grade and feedback on their own device.

What to know:

Normally, only the module leader can release the grade. Once we released the grade, the action will not be able to be undone.

Table of Contents

Step 1: Go to Double-marking Assignment information page
Step 2: Click 'Release all grades' button

Step 1: Go to Double-marking Assignment information page

Go to the module, and click the Double-marking Assignment activity:

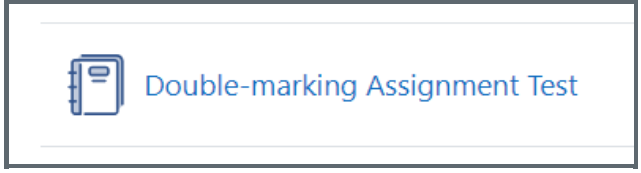

Step 2: Click ’Release all grades’ button

Scroll down to the bottom, you will find a button called "*Release all grades*". (Only module leader or much higher role in the module can see this.) Please click it to release all grades.

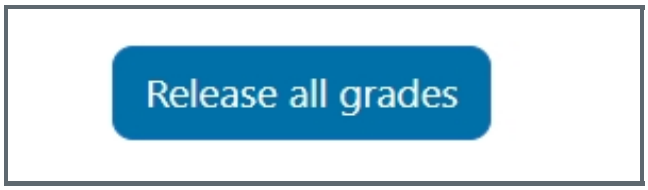

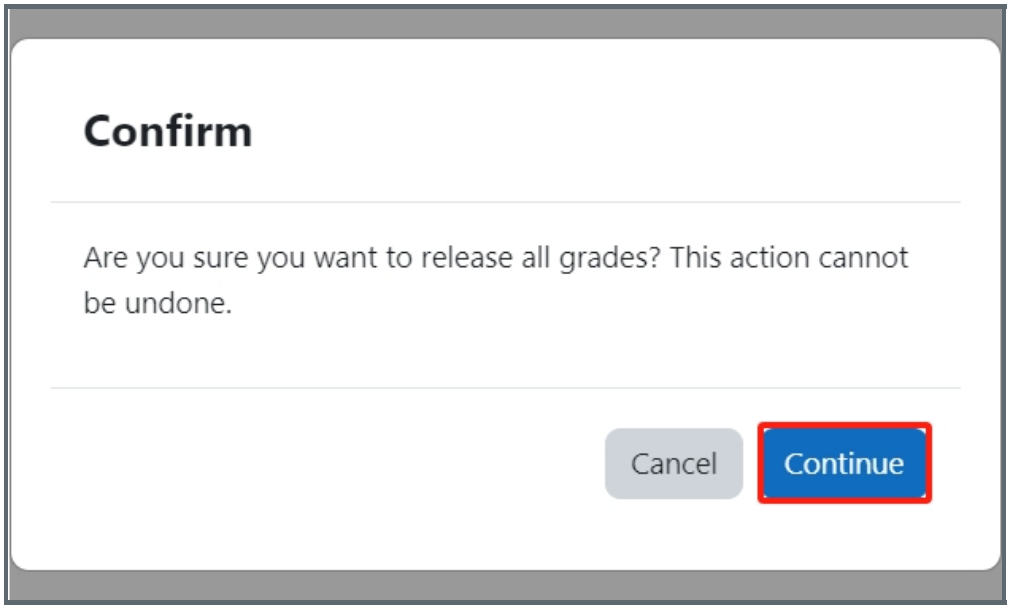

Online URL: https://knowledgebase.xjtlu.edu.cn/article/double-marking-assignment-how-to-release-grade-192.html