

# LM Tips and Tricks - Create a safer exam

## Learning Mall Tips and Tricks

### Quiz - Key features to create a safer exam



#### Introduction

Learning Mall Quiz activity can be flexibly used by teachers for different purposes, such as a pretest, formative assessment, adaptive activity, and summative assessment. Comparing to taking a quiz in a classroom with teachers' invigilation, there are much more difficulties to conduct a safe and fair exam online. However, to prevent the students cheating from each other, Learning Mall quiz has some features that can reduce the possibilities to cheat when students are taking quiz online from some way.

#### Tip 1 - Shuffle the Choices of Multiple Questions

The choices in the multiple question are shuffled for each attempt, so that students' answer will be different by selecting from "A,B,C,D".

Example:

<p>Which cities below are in Jiangsu Province of China?</p> <p><b>Student 1's view</b></p> <ul style="list-style-type: none"><li><input type="checkbox"/> a. Nanjing</li><li><input type="checkbox"/> b. Shanghai</li><li><input type="checkbox"/> c. Suzhou</li><li><input type="checkbox"/> d. Xuzhou</li></ul>	<p>Which cities below are in Jiangsu Province of China?</p> <p><b>Student 2's view</b></p> <ul style="list-style-type: none"><li><input type="checkbox"/> a. Xuzhou</li><li><input type="checkbox"/> b. Suzhou</li><li><input type="checkbox"/> c. Shanghai</li><li><input type="checkbox"/> d. Nanjing</li></ul>
---	---

How to set:

Go to the relating Quiz → Settings → Question Behaviour → Shuffle within questions

QUIZ Quiz

Quiz **Settings** Questions Results Question bank More ▾

☑ **Updating Quiz in Topic 1** ⓘ

▼ **General**

Name ⓘ

## Question behaviour

Shuffle within questions



Yes

How questions behave



Deferred feedback

Show more...

### Tip 2 - Shuffle Questions' Order

The order of the questions is different when students are taking the same quiz.

Example:

The screenshot displays a quiz interface with two columns of question cards. Each card has a metadata box on the left and a question area on the right. The top column is labeled 'Student 1's view' and the bottom column is labeled 'Student 2's view'. The questions are shuffled between the two views.

Question ID	Question Text	Options
Question 1	Where is the capital of China?	Answer: <input type="text"/>
Question 2	1+1=2 Is that correct?	<input type="radio"/> True <input type="radio"/> False
Question 3	Which cities below are in Jiangsu Province of China?	<input type="checkbox"/> a. Shanghai <input type="checkbox"/> b. Nanjing
Question 1	1+1=2 Is that correct?	<input type="radio"/> True <input type="radio"/> False
Question 2	Xi'an Jiaotong Liverpool University is located in Suzhou, China.	<input type="radio"/> True <input type="radio"/> False
Question 3	Which cities below are in Jiangsu Province of China?	<input type="checkbox"/> a. Shanghai <input type="checkbox"/> b. Nanjing

How to set:

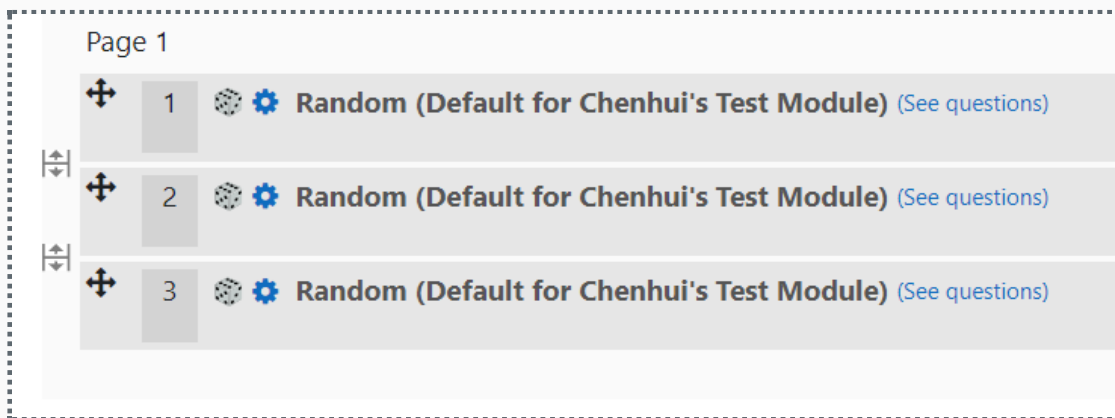
Go to the relating Quiz → Questions → Tick the "Shuffle"

[Shuffle questions](#)



### Tip 3 - Random Questions From a Question Pool


Random questions are auto selected by the system from the question bank, so the questions and orders are very different for each student.


Example:



Page 1

1   Random (Default for Chenhui's Test Module) [\(See questions\)](#)

2   Random (Default for Chenhui's Test Module) [\(See questions\)](#)

3   Random (Default for Chenhui's Test Module) [\(See questions\)](#)

How to set:

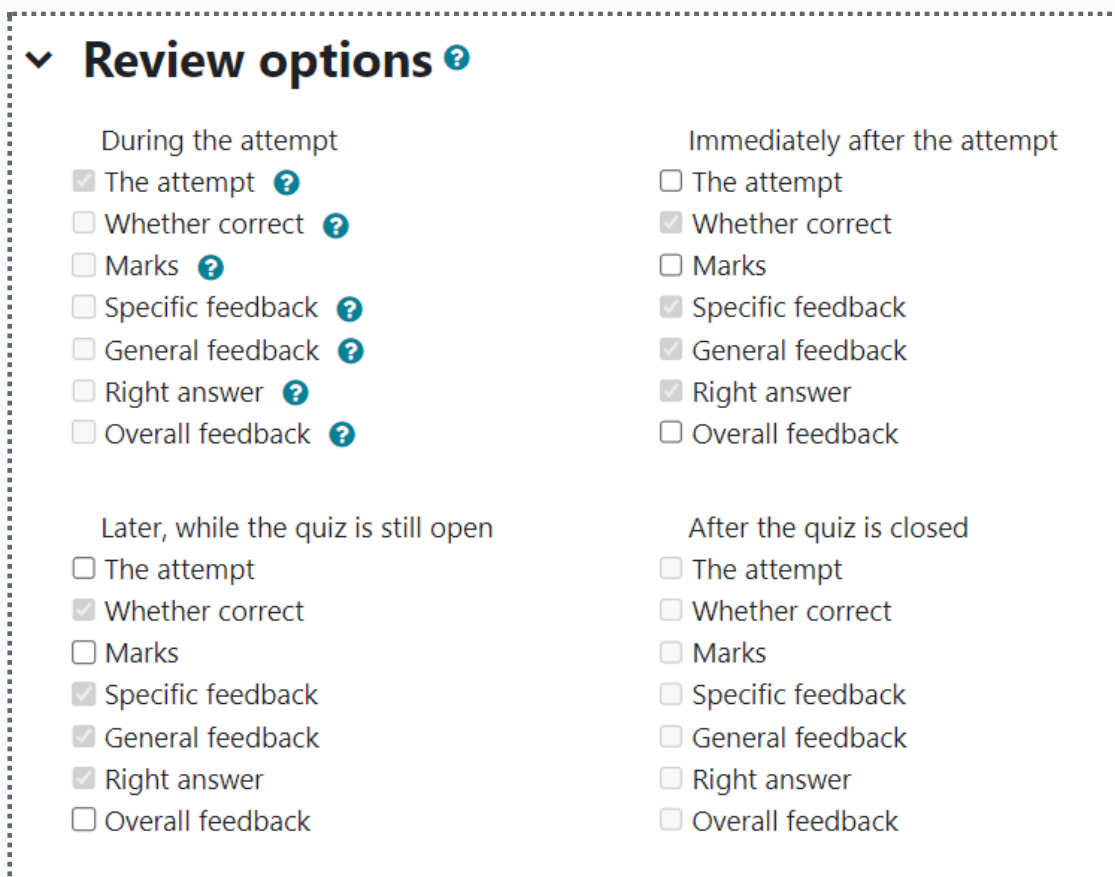
[Random questions](#)


### Tip 4 - Disable review option








For a safe online quiz, it is better not to provide the right answers to student immediately after their attempt. It can stop them sharing the screenshot with classmates:

How to set:

Go to the relating Quiz → Settings → Review options → Untick the review options



▼ **Review options** 

<p>During the attempt</p> <ul style="list-style-type: none"><li><input checked="" type="checkbox"/> The attempt </li><li><input type="checkbox"/> Whether correct </li><li><input type="checkbox"/> Marks </li><li><input type="checkbox"/> Specific feedback </li><li><input type="checkbox"/> General feedback </li><li><input type="checkbox"/> Right answer </li><li><input type="checkbox"/> Overall feedback </li></ul>	<p>Immediately after the attempt</p> <ul style="list-style-type: none"><li><input type="checkbox"/> The attempt</li><li><input checked="" type="checkbox"/> Whether correct</li><li><input type="checkbox"/> Marks</li><li><input checked="" type="checkbox"/> Specific feedback</li><li><input checked="" type="checkbox"/> General feedback</li><li><input checked="" type="checkbox"/> Right answer</li><li><input type="checkbox"/> Overall feedback</li></ul>
<p>Later, while the quiz is still open</p> <ul style="list-style-type: none"><li><input type="checkbox"/> The attempt</li><li><input checked="" type="checkbox"/> Whether correct</li><li><input type="checkbox"/> Marks</li><li><input checked="" type="checkbox"/> Specific feedback</li><li><input checked="" type="checkbox"/> General feedback</li><li><input checked="" type="checkbox"/> Right answer</li><li><input type="checkbox"/> Overall feedback</li></ul>	<p>After the quiz is closed</p> <ul style="list-style-type: none"><li><input type="checkbox"/> The attempt</li><li><input type="checkbox"/> Whether correct</li><li><input type="checkbox"/> Marks</li><li><input type="checkbox"/> Specific feedback</li><li><input type="checkbox"/> General feedback</li><li><input type="checkbox"/> Right answer</li><li><input type="checkbox"/> Overall feedback</li></ul>

noted that it is a very hard question for ages to stop cheating, and there's no perfect solutions in the world. All we can do is to make the exam much fairer to all, and we also need to consider the convenience of the technology.

Online URL: <https://knowledgebase.xjtlu.edu.cn/article/1m-tips-and-tricks-create-a-safer-exam-331.html>