

Importing questions through CSV format

	A	B	C	D	E	F	G	H
1	questionname	questiontext	A	B	C	D	Answer 1	Answer 2
2	Question1	The dmesg command	Shows user login logoff attempts	Shows the syslog file for info messages	kernel log messages	Shows the daemon log messages	C	
3	Question2	Which command is used to set terminal IO characteristic?	tty	ctty	ptty	stty	D	
4								

An example of a CSVFormat importing file

Overview:

This guide will show you how to import multiple-choice questions through a CSV-format importing file.

What to know:

Through this guide, you will learn how to import and export multiple-choice (4 choices) questions with one or two answers from a CSV(Comma-Separated Value) file into the question bank. Note: Multiple-choice questions are currently the only type supported.

Table of Contents

[Step 1: Write the questions](#)

[Step 3: Click the 'Editing' icon](#)

[Step 4: The 'Question bank' area](#)

[Step 3: Import the file into the Question Bank](#)

Step 1: Write the questions

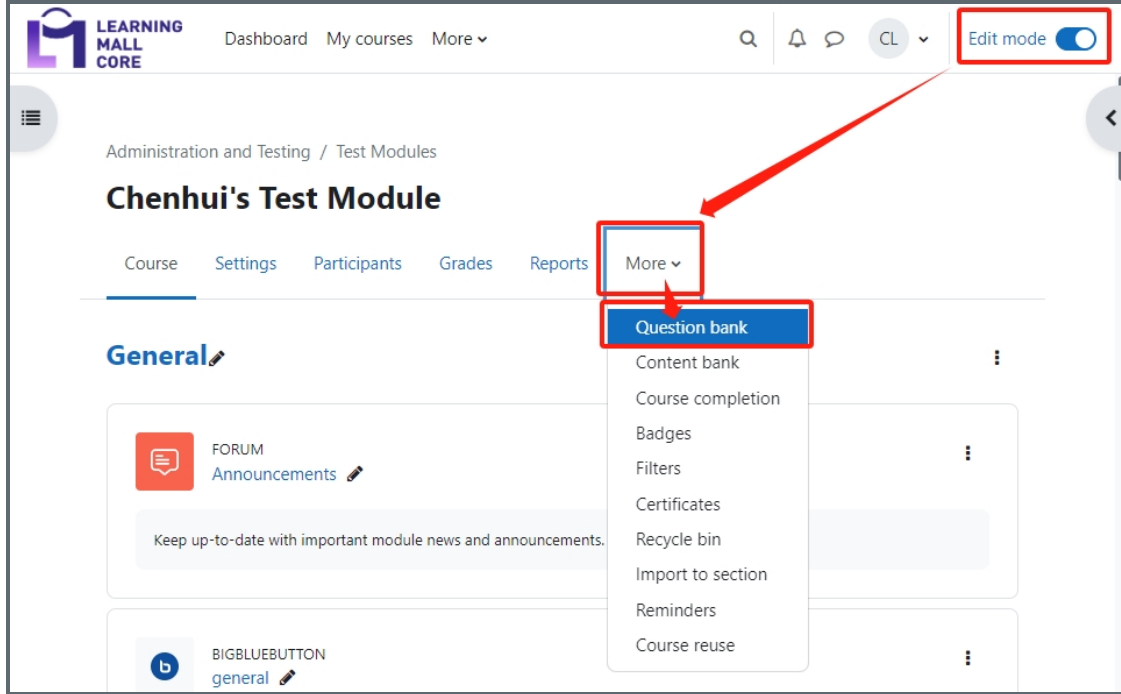
1. Download the attached Excel worksheet template
2. Input questions and answers information
3. Save the file

Please retain all column names from columns A to H. Even if there is no "Answer 2," do not delete this column name, as it may result in an import failure.

	A	B	C	D	E	F	G	H
1	questionname	questiontext	A	B	C	D	Answer 1	Answer 2
2	Question1	The dmesg command	Shows user login logoff attempts	Shows the syslog file for info messages	kernel log messages	Shows the daemon log messages	C	
3	Question2	Which command is used to set terminal IO characteristic?	tty	ctty	ptty	stty	D	
4								

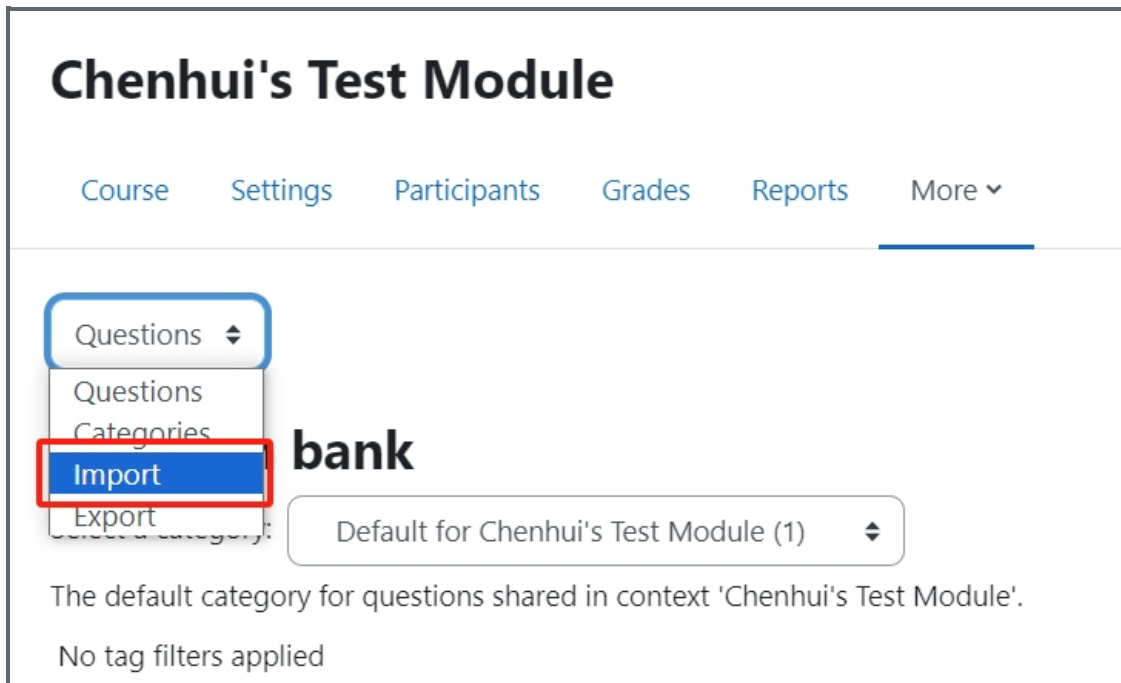
Step 3: Click the 'Editing' icon

Enable the 'Edit mode' icon on the top right of the module page. Then choose 'more' > 'Question bank'.



Step 4: The 'Question bank' area

1. Click the 'Import' link.



Step 3: Import the file into the Question Bank

For the first step of importing a file, choose the file format 'CSV format', and then follow the screenshot below to finish the rest of the steps.

Import

Import questions from file ?

Expand all


File format

- Aiken format ?
- Blackboard ?
- CSV format ?
- Embedded answers (Cloze) ?
- GIFT format ?
- Missing word format ?
- Moodle XML format ?

General

Import questions from file

Import ! Choose a file... Maximum size for new files: 1 GB


You can drag and drop files here to add them.

! Required ↑

Additional resource:

Here is the official documentation about importing questions by CSV format: https://moodle.org/plugins/qformat_csv

Online URL: <https://knowledgebase.xjtlu.edu.cn/article/importing-questions-through-csv-format-421.html>