

Quiz - Preview a question

Overview:

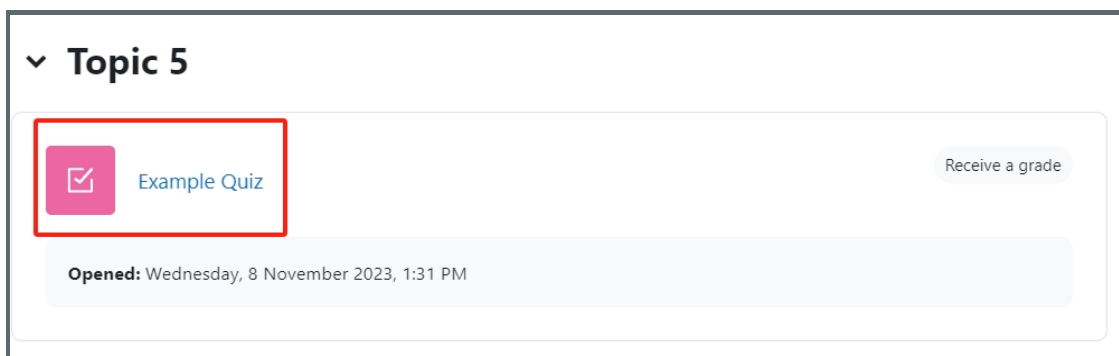
This guide will show you how to preview a question within the Quiz activity.

Table of Contents

- [Step 1: Access the Quiz activity](#)
- [Step 2: Open the 'Questions' tab](#)
- [Step 3: Click the 'Magnifying glass' button next to the question](#)
- [Step 4: Change the Preview options if needed](#)
- [Step 5: Change the display options if needed](#)
- [Step 6: Check if the question behaves as expected](#)

Step 1: Access the Quiz activity

In your module area/course, click the link of the Quiz activity.



Note: If an appropriate Quiz activity doesn't exist in your module area/course, please see [Add a quiz](#) for details of how to create one.

Step 2: Open the 'Questions' tab

Example Quiz

Quiz Settings **Questions** Results Question bank More ▾

Receive a grade

Opened: Wednesday, 8 November 2023, 1:31 PM

Preview quiz

Attempts allowed: 1

Step 3: Click the 'Magnifying glass' button next to the question

Questions





Questions: 17 | This quiz is open

Maximum grade 100.00 Save

Repaginate Select multiple items Total of marks: 22.00

Shuffle

Page 1

1	The Loch Ness Monster is a type of? The Loch Ness Monster is a type of?	Always latest		1.00
2	All-or-Nothing Multiple Choice Question What are the seasons in a year? (All or ...	Always latest		1.00
3	matching question Please match the pictures of the dogs with the ...	Always latest		1.00
4	Matrix/Kprime question example Match the adult to their young:	Always latest		1.00


Page 2

Step 4: Change the Preview options if needed

You can change the Preview options if needed. After you finish the change, click "Start again with these options". The page will refresh and the new settings will be adopted in the preview.

Preview options

Question version Always latest ▾

How questions behave  Deferred feedback ▾

Marked out of 1

Start again with these options

Step 5: Change the display options if needed

You can change the display options if needed. After you finish the change, click "Update display options". The page

will refresh and the new settings will be adopted in the preview.

▼ **Display options**

Whether correct	Not shown ▾
Marks	Show max mark only ▾
Decimal places in grades	2 ▾
Specific feedback	Not shown ▾
General feedback	Not shown ▾
Right answer	Not shown ▾
Response history	Not shown ▾

Update display options

Step 6: Check if the question behaves as expected

You can attempt the question and then click 'Submit and finish' to see if the question behaves as expected. Or you can click 'Fill in correct responses' to make the system display the correct answer(s) directly.

☰ **The Loch Ness Monster is a type of?** **Version 1 (latest)**

Question 1
Not yet answered
Marked out of 1.00

The Loch Ness Monster is a type of?

- a. Homonid
- b. Plesiosauria
- c. Lizard
- d. Ape

Start again Save **Fill in correct responses** **Submit and finish** Close preview

Tips:

It is recommended to preview questions that have multiple answers or questions that involve complex configuration to double-check if the questions behave as what you expect.

Other guides you may also interested:

1. [Delete a question](#)
2. [Preview a quiz](#)
3. [Repaginate questions](#)
4. [Shuffle Questions](#)
5. [Separate questions in sections](#)

