

Quiz - Repaginate questions

Overview:

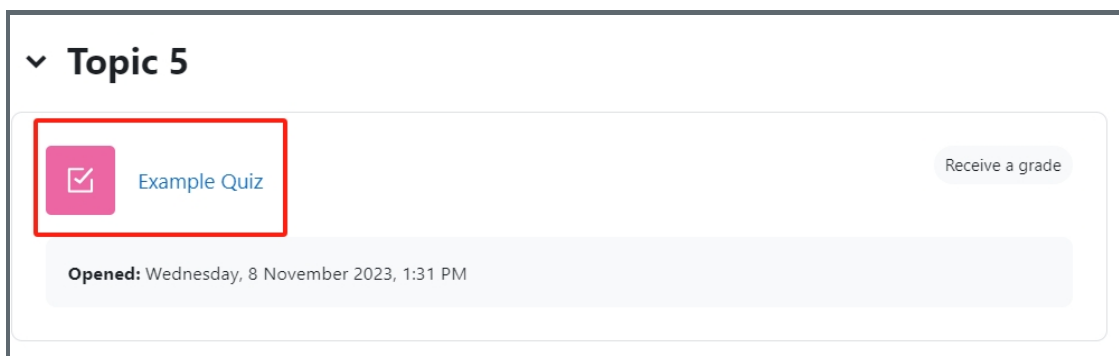
This guide will show you how to repaginate questions within the Quiz activity. This function will help you to reorganize your questions quickly.

Table of Contents

- [Step 1: Access the Quiz activity](#)
- [Step 2: Open the 'Questions' tab](#)
- [Step 3: Click "Repaginate" at the top of the page](#)
- [Step 4: Repaginate questions](#)

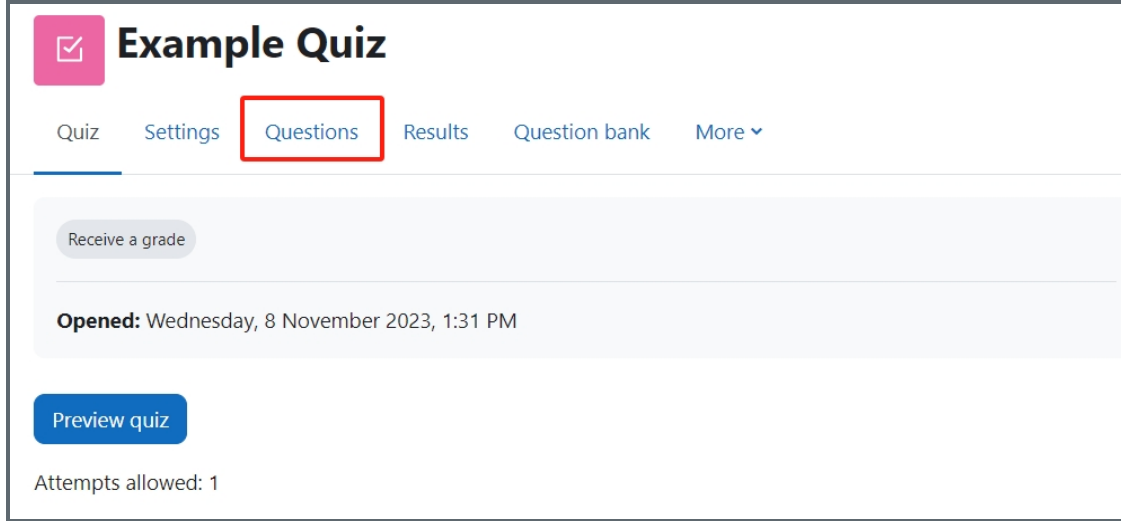
Step 1: Access the Quiz activity

In your module area/course, click the link of the Quiz activity.

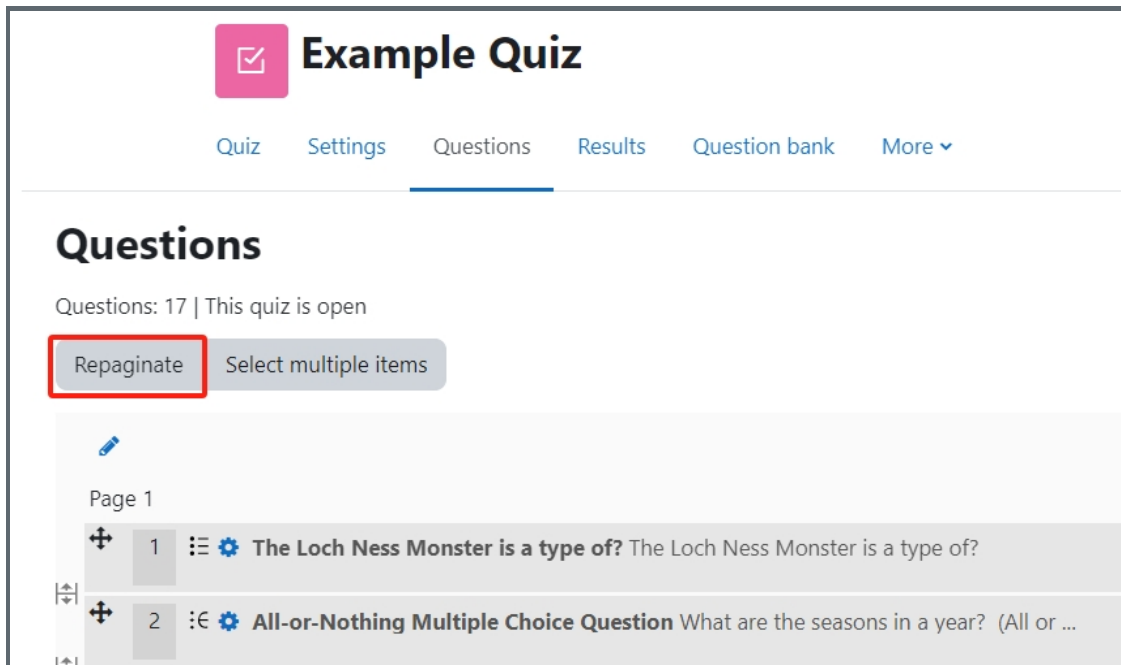


Note: If an appropriate Quiz activity doesn't exist in your module area/course, please see [Add a quiz](#) for details of how to create one.

Step 2: Open the 'Questions' tab

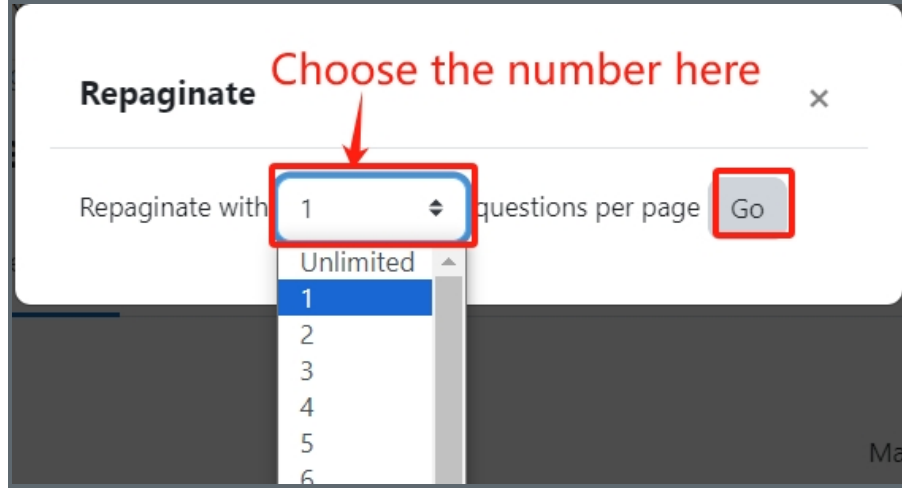


Step 3: Click "Repaginate" at the top of the page



Step 4: Repaginate questions

Choose the number of questions you would like to repaginate the questions per page and click "Go". The system will then repaginate the questions accordingly.



Tips:

You can also change the pagination settings in the Quiz activity setting and repaginate there. Please refer to [Quiz activity settings](#) to learn how to do that.

Other guides you may also interested:

1. [Input marks and grades](#)
2. [Separate question in sections](#)
3. [Shuffle Questions in the test](#)

Online URL: <https://knowledgebase.xjtlu.edu.cn/article/quiz-repaginate-questions-59.html>