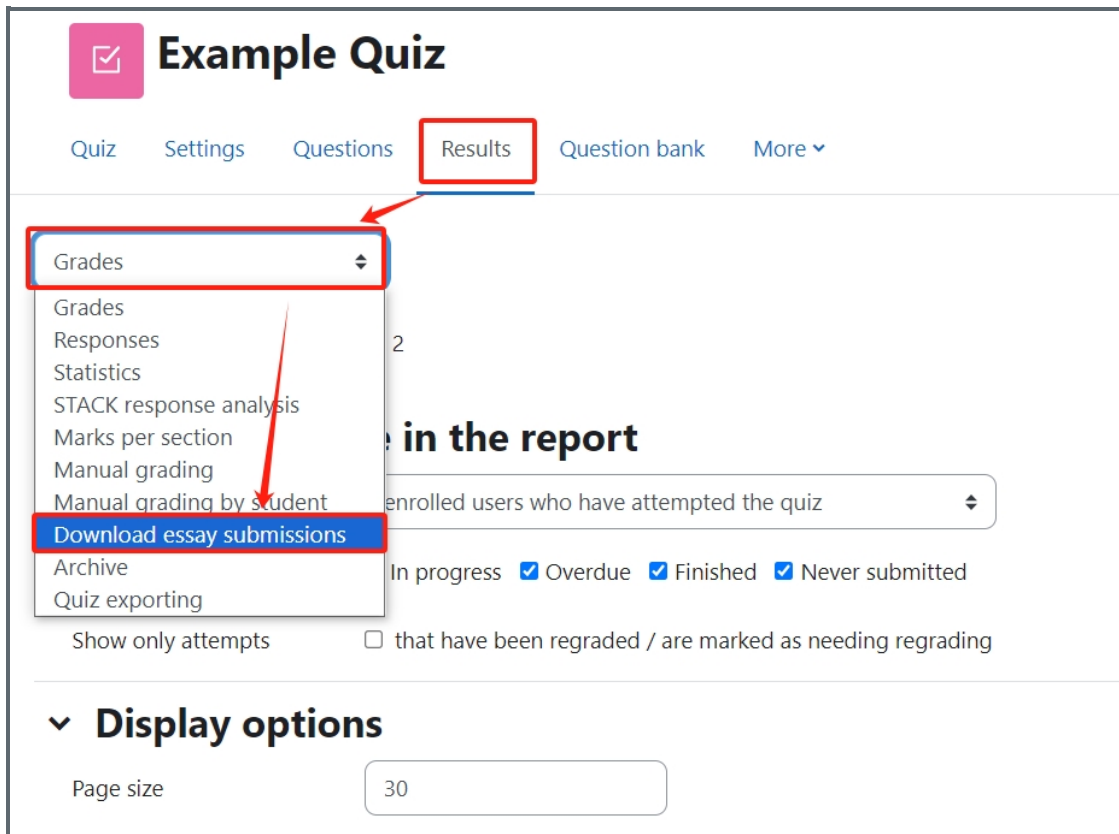


Quiz - Download all essay submissions



An example of "Download essay submission" function

Overview:

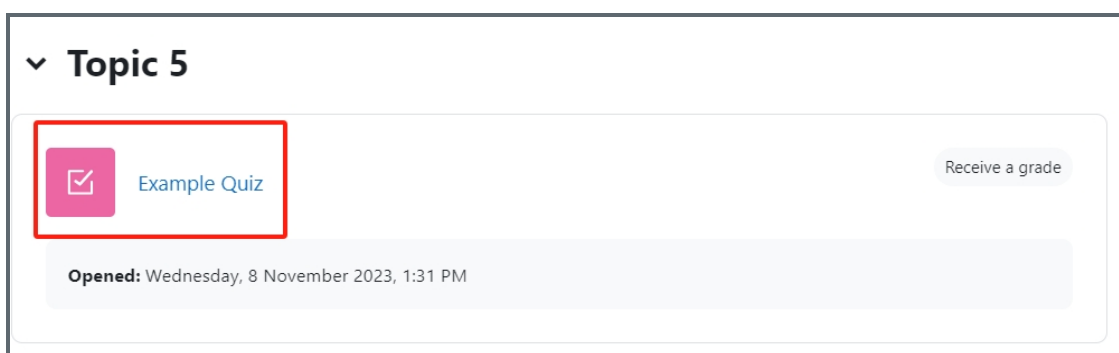
This guide will show you how to download essay submissions if you used Essay question type for a test.

Table of Contents

- Step 1: [Access the Quiz activity](#)
- Step 2: [Find the "Download essay submission" button](#)
- Step 3: [Download essay submission \(attachments only\)](#)
- Step 4: [Download essay submission \(contents in the textbox\)](#)

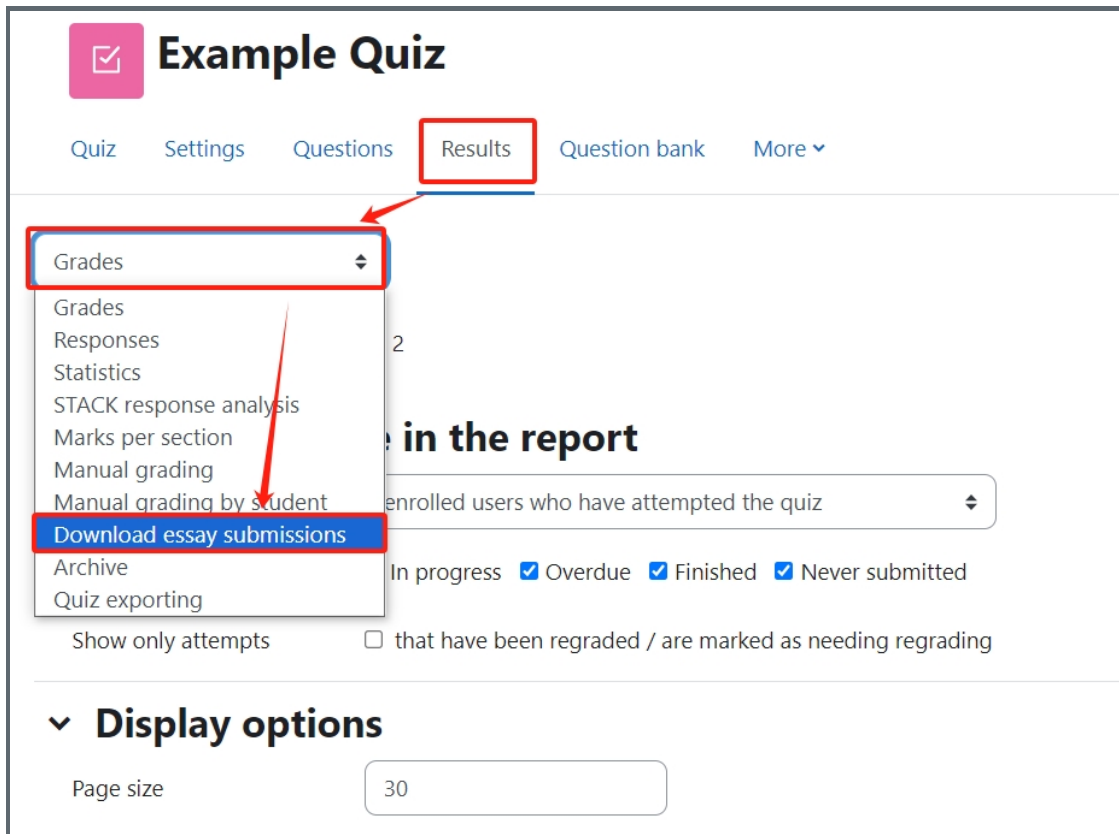
Step 1: Access the Quiz activity

In your module area/course, click the link of the Quiz activity.



Step 2: Find the "Download essay submission" button

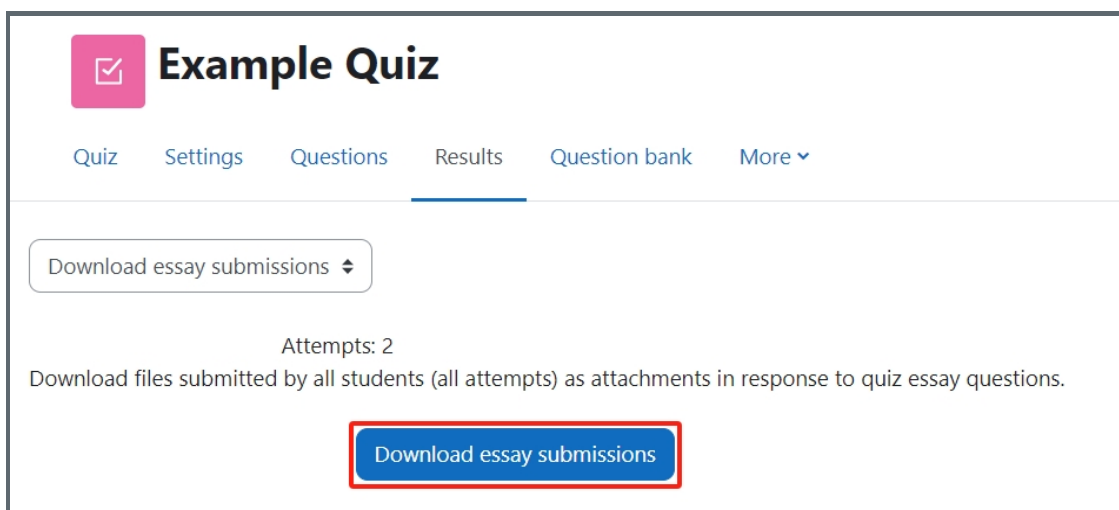
1. Open the "Results" tab.
2. Click the "Grades" dropdown menu.
3. Click the "Download essay submission" option.



The screenshot shows the 'Example Quiz' interface. At the top, there are navigation tabs: Quiz, Settings, Questions, Results, Question bank, and More. The 'Results' tab is selected and highlighted with a red box. Below the tabs, a dropdown menu is open under the 'Grades' label, which is also highlighted with a red box. The dropdown menu contains several options: Grades, Responses, Statistics, STACK response analysis, Marks per section, Manual grading, Manual grading by student, Download essay submissions (highlighted with a blue background and a red box), Archive, and Quiz exporting. A red arrow points from the 'Results' tab to the 'Grades' dropdown, and another red arrow points from the 'Grades' dropdown to the 'Download essay submissions' option. Below the dropdown, there are filters for 'enrolled users who have attempted the quiz' and checkboxes for 'In progress', 'Overdue', 'Finished', and 'Never submitted'. There is also a checkbox for 'Show only attempts' and a checkbox for 'that have been regraded / are marked as needing regrading'. At the bottom, there is a 'Display options' section with a 'Page size' input field set to '30'.

Step 3: Download essay submission (attachments only)

Download the essay submissions by click "Download essay submissions" link. **Please note only attachments will be downloaded.**



The screenshot shows the 'Example Quiz' interface. At the top, there are navigation tabs: Quiz, Settings, Questions, Results, Question bank, and More. The 'Results' tab is selected and highlighted with a blue underline. Below the tabs, there is a dropdown menu labeled 'Download essay submissions' with a downward arrow. Below the dropdown, it says 'Attempts: 2' and 'Download files submitted by all students (all attempts) as attachments in response to quiz essay questions.' At the bottom, there is a blue button labeled 'Download essay submissions' which is highlighted with a red box.

Step 4: Download essay submission (contents in the textbox)

If you would like to download all the contents that are submitted in the textbox, click on "archive" and then rightclick print the webpage as PDF in your browser.

Example Quiz

Quiz Settings Questions **Results** Question bank More ▾

Archive ▾

SS	Sandbox Student 1
Started on	Friday, 1 December 2023, 11:12 AM
State	Finished
Completed on	Friday, 1 December 2023, 11:12 AM
Time taken	16 secs
Grade	Not yet graded

Question 1

Complete

Marked out of 1.00

Flag question

Write down your response to the climate change topic 200 words or less.

Climate change poses a significant threat to our planet. With increasingly a at the poles, we're witnessing temperature shifts resulting in serious alterat These changes are primarily caused by human activities, such as deforestati leading to the increase of greenhouse gases in our atmosphere.

Other guides you may be interested:

1. [Essay question](#)
2. [Essay auto-grade question](#)
3. [Short answer question](#)

Creative Commons License

Except for third party materials and unless otherwise stated, content on this site is made available under Creative Commons licenses.

Online URL: <https://knowledgebase.xjtlu.edu.cn/article/quiz-download-all-essay-submissions-66.html>

